




# RESETTABLE COMBINATION PADLOCKS

## 145, 155, 158, 160, 170, 180 Series


ABUS combination padlocks offer a great level of security with the convenience of keyless entry. Precision engineered for smooth performance, these padlocks are ideal for locker use and other general security applications.

### COMBINATION PADLOCKS



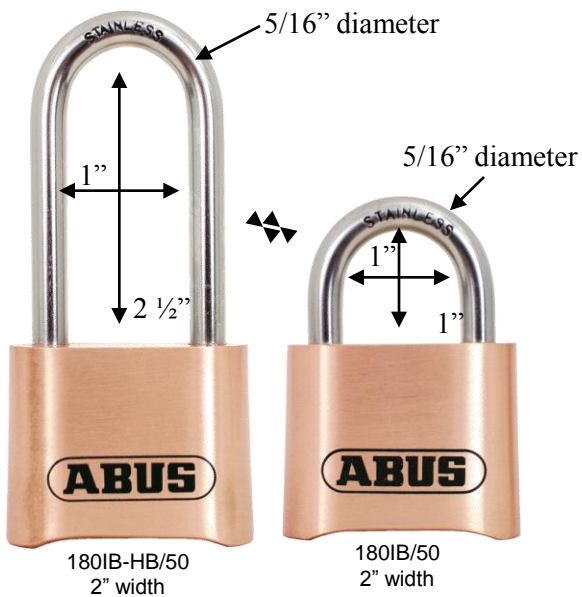
### 160 Series

- Heavy Chrome plating for weather resistance
- Double-bolted hardened steel shackle
- No tools required to change combination
- Change to your own combination in seconds
- 10,000 possible combinations



### 170 Series

- Rugged laminated steel body
- Case-hardened shackle
- Bottom setting for protection from weather
- Rust-protected, individually dipped steel plates
- Resetting tool included



### 180 Series

- Solid brass body
- Internal brass components
- Stainless-steel shackle
- 10,000 possible combinations
- Resetting tool included
- Die cast version also available: 18/50 and 18HB/50 w/hardened steel shackle



See other side for details

# RESETTABLE COMBINATION PADLOCKS

## 145, 155, 158, 160, 170, 180 Series



Security Tech Germany


### COMBINATION PADLOCKS



145/20  
3/4" width



145/30  
1 3/16" width



145/40  
1 5/8" width



158/40  
1 1/2" width



158/50  
2" width



155/40  
1 1/2" width

### 155 Series

- Hardened steel shackle
- No tools required to change combination
- 10,000 possible combinations

### 145 Series

- Solid Aluminum body
- Resettable 3 or 4 combination
- Hardened steel shackle
- Available in 6 colors: Red, Blue, Green, Orange, Yellow and Pewter

### 158 Series

- Solid body made from zinc die-cast
- Resettable 3 or 4 combination
- Hardened steel shackle
- One hand operation

Product Description	# of Dials	Body Material	Shelf Pack Quantity		Shelf Pack Weight		Factor Pack Quantity
			Boxed	Carded	Boxed	Carded	
145/20 C Specify Color	3	Aluminum	----	6	----	.60	24
145/30 C Specify Color	3	Aluminum	----	6	----	.95	24
145/40 C Specify Color	4	Aluminum	----	6	----	1.70	24
155/40 C	4	Steel	----	6	----	1.96	24
158/40 C	3	Steel	----	6	----	1.00	24
158/50 C	4	Steel	----	6	----	1.76	24
160/40 C	3	Steel	----	6	----	2.06	24
160/50 C	4	Steel	----	6	----	3.06	24
160/50HB/50 C	4	Steel	----	6	----	3.22	24
170/40 C	3	Laminated Steel	----	10	----	4.52	20
180IB/50 SS C	4	Solid Brass	----	6	----	4.28	24
180IBHB/50-63 SS C	4	Solid Brass	----	6	----	4.40	24
18/50 C	4	Brass	----	6	----	3.00	24
18HB/50 C	4	Brass	----	6	----	3.25	24

**ABUS Lock Company**  
 23910 North 19<sup>th</sup> Ave, #56  
 Phoenix, AZ 85085  
 Phone: (623) 516-9933  
 Toll free: (800) 352-2287  
 Fax: (623) 516-9934  
[www.abuslock.com](http://www.abuslock.com)